





All the subtlety, all the drama

In atmospheric settings, flash photography heightens the beauty of the moment. Radio communication makes even elaborate lighting set-ups feel effortless, allowing your creativity to take control.

© Dave Black

Control the light. Expand the possibilities.

Photography is all about working with light. Take control of the light, and everything changes. Drab settings become instantly dramatic. A seemingly mundane moment turns into something unforgettable.

For photographers, working with flash can be a liberating experience. It's a way of unlocking the full potential of the scene in front of you — of bending, or even rewriting, the rules. With a few Nikon Speedlights in your bag, you'll have a wealth of creative options at your disposal every time you shoot.

Portable and highly adaptable, Speedlights let you devise imaginative, multi-angle lighting setups with minimal hassle. That's thanks to the power and flexibility of Nikon's Creative Lighting System (CLS), which provides intuitive, highly accurate flash metering, combined with the ability to control multiple Speedlights wirelessly.



And it just got even better. The new SB-5000 Speedlight marks the dawn of an exciting new phase for CLS, and for flash photography in general. For the first time, it's possible to control Speedlights via radio waves,

enabling reliable communication over far greater distances (up to 30 m/100 ft), and without having to worry about physical obstacles.

With the power to control up to 6 groups of Speedlights at once, even the most ambitious lighting designs are now feasible. What's more, enhanced high-speed sync accuracy and quicker flash recycle rates allow you to capture fast-moving subjects like never before.


Flash photography has the power to transform your images. And with Nikon's improved Creative Lighting System, the possibilities are as limitless as your imagination.



A pair of mounted Speedlights acts as the key light on the dancer, as additional flash units positioned in the front and rear illuminate the foliage behind. With radio communication, there are no line-of-sight issues. Accurate high-speed sync freezes the action, while a high ISO setting makes it possible to capture every nuance of the ethereal surroundings.



The photographer shoots from the towboat, while five Speedlights on an auxiliary boat combine to create a concentrated hard light on the wake boarder. Instantaneous communication over long distances is vital to achieving this shot. With the available natural light falling fast, rapid flash recycle times are also invaluable.



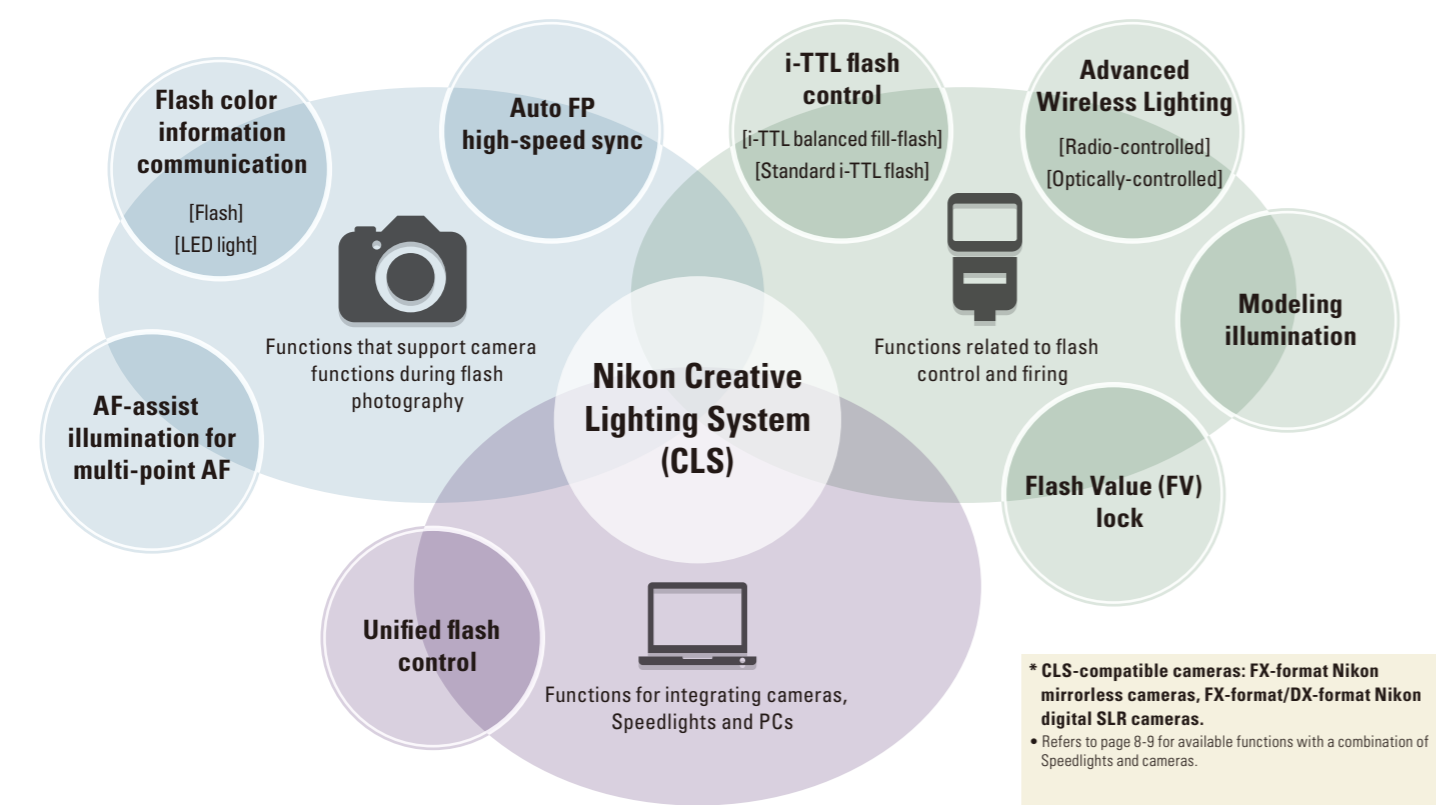
Primetime action

Challenging, fast-paced environments are no problem for Speedlights. Even shooting split-second action over long distances, your gear won't place limits on your ambitions any more.

© Dave Black

More flexible lighting control with various advanced functions

Nikon Creative Lighting System (CLS) is Nikon’s original flash system that utilizes optimized data communication between Speedlights and cameras. A variety of advanced features achieved via a combination of Speedlights and CLS-compatible cameras* remarkably expands the possibilities of flash photography. CLS is composed of versatile functions as shown below. (Available functions differ depending on the combination of Speedlights and cameras.)



Major features of Nikon Creative Lighting System

i-TTL flash control

A camera sensor meters reflected light from subjects via monitor pre-flashes before the main flash, then analyzes the information and adjusts the flash output. The number of monitor pre-flash and its amount are optimized for more precise flash output adjustment. When a G-/D-/E-type lens is attached, the distance information from the subjects is applied to determine the most appropriate output.

- i-TTL balanced fill-flash: Balances the brightness of main subjects and background to optimize flash output. Main subjects can be exposed correctly with natural brightness, against the background ambient light.
- Standard i-TTL flash: Adjusts flash output to apply an appropriate amount of light to main subjects. Ideal for emphasizing the main subjects.

Modeling illumination

A certain amount of very little light fires consecutively, so that you can confirm the lighting before shooting.

Flash Value (FV) lock

Based on an appropriate flash amount determined with the monitor pre-flash, this automatically adjusts the flash amount even when you change composition, zooming or aperture to deliver proper exposure. Fixing the flash amount enables photography with stable exposure.

Advanced Wireless Lighting

Wireless multiple flash photography is made possible with multiple Speedlights. Speedlights’ positions and flash settings can be adjusted to enjoy various lighting choices. There are two control systems: Radio-controlled and optically-controlled.

- Radio-controlled: Attaching the WR-R11a/WR-R11b Wireless Remote Controller to a compatible camera (Z 9, Z 7II, Z 7, Z 6II, Z 6, Z 5, D6, D5, D850, D780, D500, D7500), remote Speedlights (SB-5000 only) can be controlled via radio waves.
- Optically-controlled: Speedlights can be controlled via firing from a master flash.

i-TTL flash control

[i-TTL balanced fill-flash]
[Standard i-TTL flash]

Auto FP high-speed sync

For i-TTL flash control and manual flash control, flash photography using a shutter speed faster than the camera’s own sync speed is enabled. This function automatically activates when the shutter speed exceeds the normal flash sync speed.

Flash color information communication

When a camera’s white balance is set to Auto or Flash, it automatically selects an appropriate white balance according to the flash or the SB-500’s LED light conditions.

- Flash: Information on color temperature and color filters is transmitted to the camera.
- LED light: Color temperature information from the SB-500’s LED light is transmitted to the camera.

Advanced Wireless Lighting

[Radio-controlled]
[Optically-controlled]

AF-assist illumination for multi-point AF

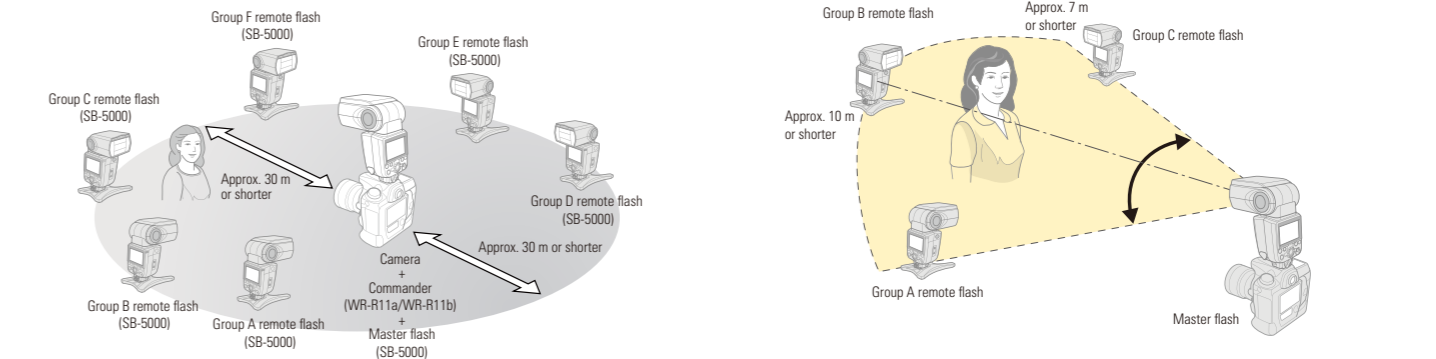
When it is difficult to focus on a subject in low light, this function projects AF-assist illumination compatible with multi-area AF and multi-point AF of the camera to achieve autofocus.

Unified flash control

This function can share various flash settings with Speedlights and cameras. Speedlight settings can be adjusted using a camera or Camera Control Pro 2 (optional). Settings executed on Speedlights are reflected on the camera and Camera Control Pro 2.

Creative multiple flash photography with Advanced Wireless Lighting

A combination of CLS-compatible cameras and Speedlights enables wireless multiple flash photography which controls each group of master and remote flash units. There are two systems: Radio-controlled and optically-controlled.



Radio-controlled Advanced Wireless Lighting

With the WR-R11a/WR-R11b Wireless Remote Controller attached to the camera (Z 9, Z 7II, Z 7, Z 6II, Z 6, Z 5, D6, D5, D850, D780, D500, D7500) as a commander, radio-controlled Advanced Wireless Lighting is available by locating remote flashes more flexibly than with an optically-controlled system, even when they’re out of view, behind obstacles or in bright ambient light.

- The WR-R11a fits cameras with a 10-pin remote terminal.
- The WR-R11b fits cameras with an accessory terminal.
- Only the SB-5000 can be used as remote flashes.
- Up to six groups (A-F) using 18 units can be set as remote flash units.
- Wireless multiple flash photography without using a master flash is also possible.

Optically-controlled Advanced Wireless Lighting

Wireless multiple flash photography with an optically-controlled system is enabled with the CLS-compatible cameras and Speedlights. Also, a built-in flash with commander function can be used.

- Up to three groups (A, B, C) of remote flashes can be set. There is no limit to the number of remote units in each group, however, up to three for each group is recommended.

Simultaneous use of optically-controlled and radio-controlled systems
(compatible cameras: Z 9, Z 7II, Z 7, Z 6II, Z 6, Z 5, D6, D5, D850, D780, D500, D7500)

Both the optically-controlled system and radio-controlled system with the WR-R11a/WR-R11b Wireless Remote Controller can be used simultaneously.

- Only the SB-5000 can be used as a remote flash with the radio-controlled system.
- The WR-R11b is required when using with the Z 7II, Z 7, Z 6II, Z 6, Z 5 and D780. The WR-R11a is required when using with the Z 9, D6, D5, D850 and D500. Remote flashes of groups A, B and C are optically controlled, while those of groups D, E and F are radio controlled. The SB-5000 cannot be used as a master flash with the optically-controlled system.
- When using the D7500, the WR-R11b is required. The optically-controlled system is available for up to two groups (groups A and B) of remote units, while the radio-controlled system controls up to three groups (groups D, E and F). The optically-controlled system uses the built-in flash as a master flash.

with Z 9, Z 7II, Z 7, Z 6II, Z 6, Z 5, D6, D5, D850, D780, D500

Optical control with a Speedlight other than SB-5000	Master flash (except SB-5000)	Remote flash		
		Group A	Group B	Group C
Radio control with a camera	Radio-control compatible camera + WR-R11a/WR-R11b	Group D	Group E	Group F
		Remote flash (SB-5000 only)		

Other functions of Speedlights

Standard TTL flash

A camera meters reflected light of the main flash through the lens, then adjusts the flash output level so that the subject is correctly exposed.

Auto power zoom function

This feature allows the angle of illumination to be automatically adjusted as the lens is zoomed in or out.

Red-eye reduction

A process that removes “red-eye” caused by light reflecting from the camera taken with the flash. It emits “pre-flashes” several times before the main flash, to make the subjects’ pupils contract for reducing red-eye. (Available with a camera featuring red-eye reduction mode)

Bounce flash

When the flash head is rotated to bounce flash position, you can bounce the flash off the ceiling or a wall to soften shadows and produce a more natural-looking picture.

Non-TTL auto flash

Reflected light of the main flash is detected by the flash sensor on the Speedlight and controlled for appropriate exposure.

Distance-priority manual flash

Once the shooting distance is set, the Speedlight automatically controls the flash output according to the aperture set. You can take pictures while retaining the same flash exposure even with different apertures.

Repeating flash

Flash fires repeatedly during a single exposure to create a stroboscopic multiple-exposure effect.

Speedlight Compatibility

Available functions with a combination of Speedlights and CLS-compatible cameras

Speedlights	Cameras	Nikon Creative Lighting System										Auto aperture flash	Non-TTL auto flash	Distance-priority manual flash	Manual flash	Repeating flash	Red-eye reduction
		i-TTL flash control	Advanced Wireless Lighting		Modeling illumination	Flash Value (FV) lock	Flash color information communication		Auto FP high-speed sync	AF-assist illumination for multi-point AF	Unified flash control						
			Radio-controlled	Optically-controlled			Flash	LED Light									
SB-5000	Z 9, Z 7II, Z 7, Z 6II, Z 6, Z 5	○	○	○	○	○	○	—	○	—	○	○	—	○	○	○	○
	Z 50, Z fc	○	—	○	○	○	○	—	○	—	—	○ ^{*1}	○	○	○	○	○
	D6, D5, D850, D780, D500	○	○	○	○	○	○	—	○	○	○	○	○ ^{*2}	○	○	○	○
	D7500	○	○	○	○	○	○	—	○	○	—	○	○	○	○	○	○
	Df, D810/D810A, D750	○	—	○	○	○	○	—	○	○	—	○ ^{*1}	○	○	○	○	○
	D7500	○	○	○	○	○	○	—	○	○	—	○	— ^{*2}	○	○	○	○
	D5600, D5300, D3500, D3400	○	—	○	△	—	○	—	—	○	—	○ ^{*1}	○ ^{*3}	○	○	○	○
SB-700	Z 9, Z 7II, Z 7, Z 6II, Z 6, Z 5	○	—	○	○	○	○	—	○	—	—	—	—	○	○	○	○
	Z 50, Z fc	○	—	○	—	○	○	—	○	—	—	—	—	○	○	●	○
	D6, D5, Df, D850, D810/D810A, D780, D750, D500, D7500	○	—	○	○	○	○	—	○	○	—	—	—	○	○	●	○
	D5600, D5300, D3500, D3400	○	—	○	—	—	○	—	—	○	—	—	—	○	○	●	○
SB-500 Some functions can be set on camera side	Z 9, Z 7II, Z 7, Z 6II, Z 6, Z 5, D6, D850, D780, D500	○	—	○	○	○	○	○	○	—	○	—	—	—	○	●	○
	Z 50, Z fc	○	—	○	—	○	○	○	○	—	—	—	—	—	○	●	○
	Df	○	—	●	○	○	○	—	○	—	—	—	—	—	○	●	○
	D810/D810A, D750, D7500	○	—	○	○	○	○	○	○	—	—	—	—	—	○	●	○
	D5600	○	—	○	—	—	○	○	—	—	—	—	—	—	○	●	○
	D5300	○	—	●	—	—	○	—	—	—	—	—	—	—	○	●	○
	D3500, D3400	○	—	●	—	—	○	○	—	—	—	—	—	—	○	●	○
SB-300 Each function can be set on camera side	Z 9, Z 7II, Z 7, Z 6II, Z 6, Z 5, D6, D5, D850, D780, D500	○	—	—	—	○	○	—	—	—	○	—	—	—	○	—	—
	Z 50, Z fc, Df, D810/D810A, D750, D7500	○	—	—	—	○	○	—	—	—	—	—	—	—	○	—	—
	D5600, D5300, D3500, D3400	○	—	—	—	—	○	—	—	—	—	—	—	—	○	—	—
SB-R200 Use with SU-800, camera's built-in flash or SB-5000/700/500* ⁴ as a commander	Z 9, Z 7II, Z 7, Z 6II, Z 6, Z 5	●	—	●	●	●	—	—	●	—	—	—	—	—	●	—	—
	Z 50, Z fc	—	—	●	—	●	—	—	●	—	—	—	—	—	●	—	—
	D6, D5, Df, D850, D810/D810A, D750, D500, D7500	●	—	●	●	●	—	—	●	● ^{*5}	—	—	—	—	●	—	—
	D5600* ⁶ , D5300* ⁶ , D3500* ⁶ , D3400* ⁶	●	—	●	—	—	—	—	—	● ^{*5}	—	—	—	—	●	—	—

Nikon Creative Lighting System compatible
 Available with a Speedlight only.
 Available when used as a remote flash for Advanced Wireless Lighting.
 1 Available with D5600 and D5300 when attached to a CPU lens. Available with D3500, D3400 when attached to an E or G type lens.
 *2 Available when a non-CPU lens is used, and unless lens data have been provided using [Non-CPU lens data] option in the setup menu.

*3 With D3500, D3400, Non-TTL auto flash is available when attached to a lens other than E and G type.
 *4 Available only when used with Z 9, Z 7II, Z 7, Z 6II, Z 6, Z 5, D6, D5, D850, D810/D810A, D780, D750, D500 and D7500.
 *5 When using SU-800, SB-5000 or SB-700 with AF-assist illumination for multi-point AF.
 *6 Commander function not available with built-in flash of D5600, D5300, D3500 and D3400.
 With D7500, D5600, D5300, D3500 and D3400, i-TTL flash control is available when a CPU lens* is attached.
 CPU lens: E/G/D type lens, AF lens other than E, G, D type (except lenses for F3AF) and AI-P lens.

Combinations of camera and Speedlights with Advanced Wireless Lighting

Radio-controlled system

Cameras	Commander	Master flash	Remote flash					
			Group A	Group B	Group C	Group D	Group E	Group F
			SB-5000					
Z 9, D6, D5, D850, D500	WR-R11a	SB-5000	○	○	○	○	○	○
Z 7II, Z 7, Z 6II, Z 6, Z 5, D780, D7500	WR-R11b	SB-5000	○	○	○	○	○	○

Wireless multiple flash photography with remote flashes without using a master flash is also available.

Optically-controlled system

Cameras	Master flash/commander	Remote flash		
		Group A	Group B	Group C
		SB-5000, SB-700, SB-500, SB-R200		SB-5000, SB-700, SB-R200
FX-format/DX-format mirrorless and digital SLR cameras	SB-5000	○	○	○
	SU-800	○	○	○
	SB-700	○	○	—
Z 9, Z 7II, Z 7, Z 6II, Z 6, Z 5, Z 50, Z fc, D6, D5, D850, D810, D810A, D780, D750, D500, D7500, D5600	SB-500	○	○	—
D810/D810A, D750, D7500	Built-in flash (commander mode)*	○	○	—

- SB-5000, SB-700, SB-500 can be used as a master flash (functions as a commander without firing).
- Simultaneous use of up to three remote flash units for each group is recommended.

* With D810/D810A, D750, D7500, Group A/B and Channel 1-4 can be set in commander mode.

Simultaneous use of optically-controlled and radio-controlled systems

Cameras	Optically-controlled				Radio-controlled			
	Master flash/commander	Remote flash			Commander	Remote flash		
		Group A	Group B	Group C		Group D	Group E	Group F
		SB-5000, SB-700, SB-500, SB-R200		SB-5000, SB-700, SB-R200		SB-5000		
Z 7II, Z 7, Z 6II, Z 6, Z 5, D6, D5, D850, D780, D500	SU-800	○	○	○	WR-R11a/WR-R11b (The WR-R11a is required when using the D6, D5, D850 and D500.)	○	○	○
	SB-700, SB-500	○	○	—				
D7500	Built-in flash (commander mode)*	○	○	—	WR-R11b	○	○	○

- When optically-controlled and radio-controlled systems are used simultaneously, SB-5000 cannot be used as a master flash of the optically-controlled system.
- Group A/B and Channel 1-4 can be set in commander mode.

The Nikon Creative Lighting System

The Speedlight Lineup



SB-5000

Nikon's flagship Speedlight that fully supports the next-generation Creative Lighting System

for Z 9, Z 7II, Z 7, Z 6II, Z 6, Z 5, Z 50, Z fc, D6, D5, Df, D850, D810/D810A, D780, D750, D500, D7500, D5600, D5300, D3500, D3400

- Radio-controlled Advanced Wireless Lighting system realizes wireless multiple flash photography even under bright sunlight or when obstacles block optical control, for improved lighting flexibility
- Cooling system that suppresses heat generation within the flash head is incorporated, providing a greatly increased number of consecutive shots.
- Unified flash control function enables setting changes and flash operation using camera menus or a personal computer with Camera Control Pro 2
- Frequently used functions can be accessed quickly with a press of the rotary multi selector or newly adopted [i] button
- Three illumination patterns (standard/even/center-weighted), with increased light distribution accuracy, are available to match every shooting environment
- Automatically detects Nikon FX and Nikon DX formats and selects suitable light distribution angles
- Hard type color filter that is superior in durability and heat resistance is employed (supplied)
- Guide number of 34.5 at 35 mm or 55 at 200 mm (FX format, standard illumination pattern, ISO 100, m, 23°C)
- Power zoom function covers wide 24-200 mm (in FX format) zoom range
- AF-assist illumination, compatible with multi-point AF system, covers wide 24-135 mm focal length range
- Minimum recycling time: approx. 1.8 seconds with Ni-MH batteries
- Compatible with SD-9 High-Performance Battery Pack



SB-700

High-performance versatile Speedlight brings simplicity to on-camera, remote and multiple flash photography

for Z 9, Z 7II, Z 7, Z 6II, Z 6, Z 5, Z 50, Z fc, D6, D5, Df, D850, D810/D810A, D780, D750, D500, D7500, D5600, D5300, D3500, D3400

- Functions as a master or remote flash unit in Advanced Wireless Lighting
- Controls an unlimited number of Speedlights for up to two groups
- Offers four independent channels of wireless control up to 10 m for competitive shooting environments
- Quick wireless control mode allows control of flash output for two remote flash unit groups
- LCD and layout of controls designed for easy and intuitive operation
- Power zoom covers wide 24-120 mm zoom range (Manual also available)
- Three illumination patterns (standard/even/center-weighted) are available
- Automatically detects Nikon FX and DX formats for suitable light distribution
- AF-assist illumination, compatible with multi-point AF system, covers wide 24-135 mm focal length range



SB-500

Versatile Speedlight with high mobility and flexibility

for Z 9, Z 7II, Z 7, Z 6II, Z 6, Z 5, Z 50, Z fc, D6, D5, Df, D850, D810/D810A, D780, D750, D500, D7500, D5600, D5300, D3500, D3400

- Compatible with Advanced Wireless Lighting
- Flash head tilts up to 90° and rotates horizontally 180° to the left and right
- Guide number of 24 at 24 mm (FX format, ISO 100, m)
- High-performance LED light (approx. 100 lx) is incorporated
 - Particularly convenient for movie recording and close-up still shooting
 - Output level selectable in three steps (Low, Mid, High)
 - Illumination with surface light source utilizing a diffuser for soft lighting
 - With the color temperature of 5400K, natural auxiliary light is ensured
 - Color information communication function automatically sets the optimal white balance when attached to the D810 or D750
 - Superior color rendering performance for faithful reproduction of subject's color
- Compatible with readily available R6/AA-size batteries



SB-300

Compact and lightweight Speedlight with bounce flash capability

for Z 9, Z 7II, Z 7, Z 6II, Z 6, Z 5, Z 50, Z fc, D6, D5, Df, D850, D810/D810A, D780, D750, D500, D7500, D5600, D5300, D3500, D3400

- Compact and lightweight design for great portability
- Easy operation even for novices
- Flash head can be set up to 120° upward for beautiful indoor portrait
- Compatible with readily available AAA-size batteries



D5+SB-5000

© Dave Black



D750+SB-500

© Ray Demski

R1C1/R1 Close-up Speedlight Kit

The ultimate Speedlight system for creative, wireless close-up photography

R1C1: Close-up Speedlight Commander Kit (SU-800, two SB-R200s and all the accessories)
R1: Close-up Speedlight Remote Kit (Two SB-R200s and all the accessories)

R1C1

- Up to three remote groups and four channels using SU-800 as a commander and SB-R200s as remote units can be arranged to enable creative lighting from the left, right, above or below your subject
- Settings are easily made and confirmed on the SU-800's LCD panel from the camera's position
- SB-R200 units can be tilted up to 60 degrees to accommodate lenses with short working distances

* There are limitations to usable lenses.

SX-1 Attachment Ring

Can hold up to four SB-R200 units on the lens or up to eight off camera.

SW-11 Extreme Close-up Positioning Adapter

For centering the light from the SB-R200 flash to an optical axis, which is especially effective in close-up shooting. Recommended for shooting distances within 15 cm (lens to subject).

SW-12 Diffuser

This milky-white panel diffuses light from a flash and softens shadows.

SW-C1 Flexible Arm Clip

Allows attachment of items such as a diffuser. Can be attached to the guide groove of the SX-1 Attachment Ring.

Flash Accessories



SC-28/SC-29 TTL Remote Cord (1.5 m)

The SC-28/SC-29 makes off-camera TTL flash control easy and assured. With the Nikon D-SLRs, the SC-29 also works as an external AF-assist illuminator.



SB-R200

Wireless Remote Speedlight

Also available as a separate unit

for Z 9, Z 7II, Z 7, Z 6II, Z 6, Z 5, Z 50, Z fc, D6, D5, Df, D850, D810/D810A, D780, D750, D500, D7500, D5600, D5300, D3500, D3400

Two SB-R200 units are included with both the R1C1 and the R1. Each unit features a guide number of 10 (ISO 100, m) or 14 (ISO 200, m). When attached to a lens via the SX-1, the flash head can be tilted up to 60 degrees toward the optical axis of the lens or up to 45 degrees away.



SU-800

Wireless Speedlight Commander

Also available as a separate unit

for Z 9, Z 7II, Z 7, Z 6II, Z 6, Z 5, Z 50, Z fc, D6, D5, Df, D850, D810/D810A, D780, D750, D500, D7500, D5600, D5300, D3500, D3400

Placed atop your Nikon D-SLR's hot shoe, the SU-800 acts as a commander for as many Speedlights as you desire.

R1C1/R1 Accessories



AS-20 Speedlight Stand



Adapter Rings



SG-3IR IR Panel for Built-in Flash



SZ-1 Color Filter Holder



SJ-R200 Color Filter Set



Cases

Specifications

Speedlights

	SB-5000	SB-700	SB-500	SB-300
Guide number (ISO 100, m, 20°C)	34.5 (at 35 mm zoom head position, in FX format, standard illumination pattern, 23°C)	28 (at 35 mm zoom head position, in FX format, standard illumination pattern)	24 (23°C)	18
Angle of illumination (in FX format)	Power zoom 24 to 200 mm; 14 mm with wide panel	Power zoom 24 to 120 mm; 12 mm with built-in wide-flash adapter	24 mm	27 mm
Illumination pattern	3 illumination patterns (standard/even/center-weighted)	3 illumination patterns (standard/even/center-weighted)	—	—
Flash mode	i-TTL, Auto aperture flash, Non-TTL auto flash, Distance-priority manual flash, Manual flash, Repeating flash	i-TTL, Distance-priority manual, Manual, Repeating flash*1	i-TTL, Manual	i-TTL, Manual
Other available functions	Test firing, monitor pre-flashes, AF-assist illumination for multi-point AF and modeling illumination	Test firing, monitor pre-flashes, AF-assist illumination for multi-point AF, and modeling illumination	Test firing, monitor pre-flashes, modeling flash	—
Minimum recycling time (manual at full)	Approx. 1.8 seconds (with Ni-MH batteries)	Approx. 2.5 seconds (with Ni-MH batteries)	Approx. 3.5 seconds (with Ni-MH batteries)	Approx. 3.5 seconds (with Ni-MH batteries)
Number of flashes (manual at full)	Approx. 150 (with alkaline batteries)	Approx. 160 (with alkaline batteries)	Approx. 100 (with alkaline batteries)	Approx. 70 (with alkaline batteries)
Power source	Four R6/AA-size batteries; SD-9 High-Performance Battery Pack	Four R6/AA-size batteries	Two R6/AA-size batteries	Two AAA-size batteries
Other features	ISO sensitivity manual setting, redisplay of amount of underexposure due to insufficient flash output in i-TTL mode, reset to the default settings, key lock, thermal cut-out, firmware update	Thermal cut-out, firmware update	Thermal cut-out, firmware update	Thermal cut-out, firmware update*2
Dimensions (W x H x D)	Approx. 73.0 x 137.0 x 103.5 mm	Approx. 71.0 x 126.0 x 104.5 mm	Approx. 67.0 x 114.5 x 70.8 mm	Approx. 57.4 x 65.4 x 62.3 mm
Weight (without batteries)	Approx. 420 g	Approx. 360 g	Approx. 226 g	Approx. 97 g

*1 When used as a remote unit

*2 Firmware can be updated from camera.

SU-800 Wireless Speedlight Commander

- Transmission mode:** Infrared-pulse emitting communication using a flash discharge tube
- Transmission range:** Approx. 20 m for the SB-5000, SB-700 and SB-500 and approx. 4 m for the SB-R200 at normal setting
- Number of channels:** 4
- Number of groups:** 3
- Number of transmissions:** Approx. 1,200
- Transmission interval:** Approx. 1 second
- Flash light wavelengths:** Approx. 800 to 1,000 nm (infrared ray)
- Flash coverage:** Approx. 60° (vertical), approx. 78° (horizontal)
- Display:** LCD, ready-light
- AF-assist illumination for multi-point AF:** Approx.10 m at center area using a 50mm f/1.8 lens
- Power source:** One 3V CR123A lithium battery
- Dimensions (W x H x D):** Approx. 68 x 96 x 58 mm
- Weight (without battery):** Approx. 160 g

SB-R200 Wireless Remote Speedlight

- Electronic construction:** Automatic Insulated Gate Bipolar Transistor (IGBT) and series circuitry (for wireless remote flash unit only)
- Guide number:** 10 (ISO 100, m), 14 (ISO 200, m)
- Angle of coverage:** 24 mm
- Flash mode:** i-TTL; D-TTL; TTL; M (Manual): full to 1/64 output (close-up), full to 1/128 output (commander)
- Min. recycling time:** Approx. 6.0 seconds (Manual at full)
- Number of flashes:** Approx. 290 (Manual at full)
- Flash head tilt angle:** Down to 60°, or up to 45°
- Mounting foot:** Dedicated shoe for SX-1 Attachment Ring or AS-20 Speedlight Stand
- Target light:** White LED
- Display:** Ready-light
- Power source:** One 3V CR123A lithium battery
- Dimensions (W x H x D):** Approx. 80 x 75 x 55 mm
- Weight (without battery):** Approx. 120 g

Multi-Power Battery Pack + Added Reliability

More power and speed when you need it



MB-N11 Power Battery Pack

for Z 7II, Z 6II

Enhanced operability and ergonomics ensure comfortable vertical shooting, while providing an improved camera-lens balance. Holding two EN-EL15b Rechargeable Li-ion Batteries enables up to approx. 1.9x longer battery life over that of the camera body alone. USB power delivery to the MB-N11 is possible when it is attached to the camera.



MB-N10 Battery Pack

for Z 7II, Z 7, Z 6II, Z 6, Z 5

Holds two EN-EL15b Rechargeable Li-ion Batteries, and enables recording of approximately 1.8x more stills and movie footage. In addition, the MB-N10 is a “hot swap” battery pack that continues to supply power even when one of the two batteries is removed, as long as the other is not exhausted. Features outstanding dust- and drip-resistant performance for enhanced reliability.



MB-D18 Multi-Power Battery Pack

for D850


Runs on one EN-EL15/EN-EL15a/EN-EL15b or EN-EL18/EN-EL18a/EN-EL18b/EN-EL18c/EN-EL18d (BL-5 Battery Chamber Cover required) rechargeable battery or eight R6/AA-size alkaline/Ni-MH/lithium batteries. This weather- and dust-resistant Multi-Power Battery Pack employs shutter-release, AF-ON, and function buttons, a multi-selector and main- and sub- command dials.



MB-D17 Multi-Power Battery Pack

for D500

Runs on one EN-EL15/EN-EL15a/EN-EL15b, EN-EL18/EN-EL18a/EN-EL18b/EN-EL18c/EN-EL18d (BL-5 Battery Chamber Cover required) or eight R6/AA-size batteries. Various controls for vertical shooting such as shutter-release button, multi selector, function button and main/sub command dials are employed. Features rugged magnesium alloy construction and dust and water-drop resistance.



MB-D16 Multi-Power Battery Pack

for D750

Runs on one EN-EL15/EN-EL15a/EN-EL15b or six R6/AA-size alkaline/Ni-MH/lithium batteries. The EH-5b AC Adapter with EP-5B Power Connector is also an option for longer use. Featuring magnesium alloy for its exterior, it incorporates intuitive controls for vertical shooting: AE-L/AF-L button, main/sub command dials, shutter-release button and multi selector.



MB-D12 Multi-Power Battery Pack

for D810/D810A

Runs on one EN-EL15/EN-EL15a/EN-EL15b, one EN-EL18/EN-EL18a/EN-EL18b/EN-EL18c/EN-EL18d (BL-5 Battery Chamber Cover required) or eight R6/AA-size alkaline/Ni-MH/lithium batteries. Using with EH-5b ensures longer-period shooting. Features shutter-release button, AF-ON button, multi selector, and two command dials for vertical shooting. The same integral magnesium alloy construction and weather sealing as the camera body itself are utilized.



EN-EL25 Rechargeable Li-ion Battery

for Z 50, Z fc



EN-EL18 Rechargeable Li-ion Battery

for Z 9, D6, D5



EN-EL18a Rechargeable Li-ion Battery



EN-EL18b Rechargeable Li-ion Battery



EN-EL18c Rechargeable Li-ion Battery



EN-EL18d Rechargeable Li-ion Battery

These rechargeable batteries provide extended life and consistent power, even in colder conditions.



EN-EL15 Rechargeable Li-ion Battery

for Z 7II, Z 7, Z 6II, Z 6, Z 5, D850, D810/D810A, D780, D750, D500, D7500



EN-EL15a Rechargeable Li-ion Battery



EN-EL15b Rechargeable Li-ion Battery



EN-EL15c Rechargeable Li-ion Battery

for Z 7II, Z 7, Z 6II, Z 6, Z 5



EN-EL14a Rechargeable Li-ion Battery

for Df, D5600, D5300, D3500, D3400



MH-33 Battery Charger

for Z 9, D6, D5



MH-32 Battery Charger

for Z 50, Z fc



MH-26a Battery Charger

for D6, D5

These rechargeable batteries provide extended life and consistent power, even in colder conditions.



MH-25 Battery Charger

for Z 7II, Z 7, Z 6II, Z 6, Z 5, D850, D810/D810A, D780, D750, D500, D7500

Enables charging of EN-EL15/EN-EL15a/EN-EL15b/EN-EL15c Rechargeable Li-ion Battery.



MH-25a Battery Charger



MH-24 Battery Charger

for Df, D5600, D5300, D3500, D3400

Enables charging of EN-EL14a Rechargeable Li-ion Battery.



EH-5b/5c/5d/6c/6d AC Adapter

for Z 9, Z 7II, Z 7, Z 6II, Z 6, Z 5, D6, D5, Df, D850, D810/D810A, D780, D750, D500, D7500, D5600, D5300, D3500, D3400

Provide AC power to the camera for uninterrupted operation. When connecting the adapter to the camera, EP-5A Power Connector (for Df, D5600, D5300, D3500, D3400), EP-5B Power Connector (for Z 7II, Z 7, Z 6II, Z 6, Z 5, D850, D810/D810A, D780, D750, D500, D7500), EP-6 Power Connector (for D6, D5), or EP-6a Power Connector (for Z 9) is required.



EH-7P Charging AC Adapter

for Z 9, Z 7II, Z 7, Z 6II, Z 6, D780

Enables charging of the EN-EL15b/EN-EL18b/EN-EL18c/EN-EL18d loaded in the camera via USB.



EH-73P Charging AC Adapter

for Z 50, Z fc

Enables charging of EN-EL25 loaded in the camera.

Software + Your Workflow Efficiency

Powerful tools for effective image creation

Capture NX-D

Software exclusively created to develop Nikon’s original RAW (NEF) files.

NX Studio

Image-processing software that integrates the functions of ViewNX-i and Capture NX-D, enabling the seamless viewing, processing, and editing of images.

SnapBridge

Establishes a constant connection between a Nikon camera and compatible smart device via Bluetooth®.

Camera Control Pro 2

Enables remote operation of a Nikon digital camera from a computer.

NX Field

Remote shooting system for professional agencies that realizes incredibly stable remote camera operation with simultaneous high-speed image transfer.

NX MobileAir

Accelerates data delivery and makes it more productive, without the need for a PC, for commercial photography such as news reporting and sports.

ViewNX-i / ViewNX-Movie Editor

ViewNX-i collaborates with Capture NX-D for detailed still-image adjustments, and with ViewNX-Movie Editor for editing movies.

Webcam Utility

Enables a Nikon camera for livestreaming or web video conferences with the best quality video output when the camera is connected to a computer via USB

NX Tether

Computer software for tethered photography with simple and smooth operation

Wireless Transmission Accessories + Enhanced Efficiency

Higher workflow speed and new photographic enjoyment



WT-7/A/B/C* Wireless Transmitter

for Z 7II, Z 7, Z 6II, Z 6, D850, D810/D810A, D780, D750, D500

The Wireless Transmitters enable image data transfer via high-speed wireless LAN*¹ to a computer or FTP server. With the combination of a compatible camera and wireless transmitter, “FTP upload” mode, “Image transfer” mode*², “Camera control” mode*^{2*3}, “HTTP server” mode, “Synchronized release” mode can be used.

- HTTP server mode achieves browsing of images stored in the camera’s memory card via a web browser in a computer or smart device (Android OS, iPhone and iPad)*⁴, as well as remote shooting. Up to five devices*⁵ can be connected simultaneously and continuous shooting is supported. Via a web browser, IPTC information, text and copyright information can also be edited.
- Image transfer modes include “Infrastructure” mode using wireless LAN access points, and “Access point” mode in which the camera



WT-6/A/B/C* Wireless Transmitter

for D6, D5

connected with a wireless transmitter can be used as an access point for direct connection with a computer and smart device.

- When the D500 that is not equipped with wired LAN terminal is connected with the WT-7/A/B/C, image transfer via 1000BASE-T supported wired LAN is enabled.

*¹ WT-6/A/B/C and WT-7/A/B/C are based on IEEE802.11a/b/g/n/ac standard.
*² Wireless Transmitter Utility must be installed on computers (can be downloaded from Nikon’s website).
*³ Optional Camera Control Pro 2 must be installed.
*⁴ Shooting and text editing can be operated with only one device.
* Product name varies according to region, depending on local frequency channels available.



WU-1a Wireless Mobile Adapter

for Df

Images taken with the camera can be transmitted wirelessly to a Wi-Fi equipped smart device* such as smartphone or tablet. You can easily share images via social networking services (SNS), or attach them to emails. Also, its remote shooting function enables release of the camera’s shutter using a smart device as a live view display, allowing a flexible shooting angle. Compatible OSs: iOS and Android™ OS.

- Wireless Mobile Utility that can be downloaded from the Google Play Store is required.
- Google, Android and Google Play are registered trademarks or trademarks of Google Inc.



WR-1 Wireless Remote Controller

for Z 9, Z 7II, Z 7, Z 6II, Z 6, Z 5, D6, D5, Df, D850, D810/D810A, D780, D750, D500, D7500, D5600, D5300, COOLPIX P1000

The WR-1 can be attached to cameras with a ten-pin remote terminal or accessory terminal*¹. This high-performance remote controller made it possible to release the shutter of the cameras with WR-1*² or WR-R11a/WR-R11b*² remotely from WR-1 or a master camera with WR-1/WR-T10. Utilizing radio waves, the communication range between WR-1 units is up to 120 m*³. By using WR-1, there are various remote shooting options, such as simultaneous release of shutters on several cameras, release of shutters on several cameras synchronized with a master camera that has a WR-1 attached*⁴, remote control of each group of camera separately, and Interval Timer Photography. Remote shooting with a combination of WR-R11a/WR-R11b and WR-T10*² is available. When WR-1 is configured as a transmitter and another WR-1 or WR-R11a/WR-R11b*⁵ as a receiver, which is attached to the Z 9, Z 7II, Z 7, Z 6II, Z 6, Z 5, D6, D5, Df, D850, D810/D810A, D780, D750, D500, D7500, it is possible to view or change the camera settings using the display of the transmitter WR-1.

Movie recording is also possible*⁶.

*¹ WR-1 cannot be used by itself.
*² This requires pairing the WR-1, WR-R11a/WR-R11b and WR-T10 units in use. Maximum number of controllers that can be paired: 20 (WR-1) or 32 (WR-R11a/WR-R11b).
*³ Approximate range at height of about 1.2 m; varies with weather conditions and presence or absence of obstacles.
*⁴ Only a camera with a ten-pin remote terminal can be employed as a master camera in Synchronized Release. A camera with accessory terminal cannot be a master camera.
*⁵ Possible with Z 9, Z 7II, Z 7, Z 6II, Z 6, D6, D5, D850, D810/D810A, D780, D750, D500, D7500, D5600, D5300.

Wireless Remote Controllers

Further enhanced convenience using radio transmission



WR-R11a/WR-R11b/WR-T10 Wireless Remote Controllers

WR-R11a: for cameras with a 10-pin remote terminal
WR-R11b: for cameras with an accessory terminal

WR-R11a/WR-R11b and WR-T10 Wireless Remote Controllers expand the flexibility of remote control. Unlike remote controls using infrared light, it is possible to release the shutter even if there are obstacles such as a tree in the way. The communication distance for a combination of the WR-R11a/WR-R11b is approx. 20 m*¹ and WR-R11a/WR-R11b with WR-R11a/WR-R11b is approx. 50 m*¹. You can control a single or multiple cameras with the WR-R11a/WR-R11b attached using the WR-T10 as a transmitter*². With the WR-R11a/WR-R11b and WR-T10, you can enjoy a variety of shooting, such as attaching different lenses to the cameras, changing angles for each camera, or shooting still images and movies*³ simultaneously by switching channels. Also, the WR-R11a/WR-R11b can be used as a commander*⁴ of Radio-Controlled Advanced Wireless Lighting when used with Z 9/Z 7II/Z 7/Z 6II/Z 6/Z 5/D6/D5/D850/D780/D500/D7500 and SB-500.

*¹ Approximate range at height of about 1.2 m; varies with weather conditions and presence or absence of obstacles.
*² WR-T10 and WR-R11a/WR-R11b(s) have to be set to the same channel and paired in advance to achieve simultaneous release.
*³ Movie recording is possible with the Z 9, Z 7II, Z 7, Z 6II, Z 6, D6, D5, D850, D810/D810A, D780, D750, D500, D7500, D5600, D5300 and COOLPIX P1000.
*⁴ Firmware update to the latest version is necessary.



MC-38 Cable for cameras with accessory terminal

for WR-1 (supplied)



MC-37 Cable for cameras with ten-pin remote terminal

for WR-1 (supplied)

Viewing Attachment + Your Perspective

View with clarity and comfort



DR-5/DR-6 Right-Angle Viewing Attachment

DR-5: for D6, D5, Df, D850, D810/D810A, D500
DR-6: for D780, D750, D7500, D5600, D5300, D3500, D3400

Provides an upright, un-reversed image for right-angle viewing. Excellent for copy stand work or when taking pictures close to the ground or around a corner. Individual eyesight adjustments are possible. The DR-5/DR-6 allows you to set the reproduction ratio to either 1:1 or 1:2.



DG-2 Eyepiece Magnifier

for D6, D5, Df, D850, D810/D810A, D780, D750, D500, D7500, D5600, D5300, D3500, D3400

The DG-2 provides 2x magnification of the central area of the finder image. Eyesight adjustment provided. Useful for critical focusing in close-up photography. Requires an eyepiece adapter.



DK-18 Eyepiece Adapter

for D6, D5, Df, D850, D810/D810A, D500

Enables attachment of DG-2 Eyepiece Magnifier to the camera's eyepiece. The DK-18 is for cameras with a circular eyepiece.



DK-22 Eyepiece Adapter

for D780, D750, D7500, D5600, D5300, D3500, D3400

Enables attachment of DG-2 Eyepiece Magnifier to the camera's eyepiece. The DK-22 is for cameras with a rectangular eyepiece.



DK-27 Eyepiece Adapter

for D6, D5

This supplied accessory of the D5 enables easy attaching/detaching. By preparing the adapter with a rain cover attached, you won't miss shutter opportunities even under adverse weather conditions.



DK-21M Magnifying Eyepiece

for D780, D750, D7500

The DK-21M magnifies the finder image by approx. 1.17x.



DK-20C Eyepiece Correction Lenses (-5 to +3 m⁻¹)

for D780, D750, D7500, D5600, D5300, D3500, D3400

An easy-to-use viewing and focusing aid which allows near and farsighted photographers to view the finder image accurately without wearing eyeglasses.



DK-17C Eyepiece Correction Lenses

for D6, D5, Df, D850, D810/D810A, D500

Five correction lenses from -3 to +2 m⁻¹ for circular-eyepiece cameras.



DK-17F Fluorine-Coated Finder Eyepiece

for D6, D5, Df, D850, D810/D810A, D500

The protective glass features an easy-to-clean fluorine coat on both surfaces.



DK-17A Antifog Finder Eyepiece

for D6, D5, Df, D850, D810/D810A, D500

A transparent plastic optical element with a special surface coating to reduce fogging.



DK-21 Rubber Eyecup

for D750

Improves viewing comfort and prevents stray light from entering the viewfinder and diminishing contrast.



DK-25 Rubber Eyecup

for D5600, D5300, D3500, D3400



DK-28 Rubber Eyecup

for D7500



DK-29 Rubber Eyecup

for Z 7II, Z 7, Z 6II, Z 6, Z 5

Improves viewing comfort and prevents stray light from entering the viewfinder and diminishing contrast.



DK-30 Rubber Eyecup

for Z 50



DK-31 Rubber Eyecup

for D780



DK-32 Rubber Eyecup

for Z fc



DK-33 Rubber Eyecup

for Z 9

Remote Cord + Long Exposure

Getting the most out of steady tripod shooting

Remote Cords/Remote Controller (ten-pin remote accessories)



MC-36/36A Remote Cord (0.85 m)

for Z 9, D6, D5, D850, D810/D810A, D500

Enables remote firing of a camera, and setting of interval timer and long time exposure. Incorporates an illuminated LCD panel.



MC-30/30A Remote Cord (0.8 m)

for Z 9, D6, D5, D850, D810/D810A, D500

Allows remote firing of a camera with trigger-lock function by keeping the shutter release button depressed — useful for bulb shooting.



MC-22/22A Remote Cord (1 m)

for Z 9, D6, D5, D850, D810/D810A, D500

Useful for making connections to a shutter-triggering device, such as those activated by an infrared sensor to take pictures of wildlife after dark.



MC-21/21A Extension Cord (3 m)

for Z 9, D6, D5, D850, D810/D810A, D500

For use with MC-22/22A/23/23A/25/25A/30/30A/36/36A or ML-3.



MC-23/23A Connecting Cord (0.4 m)

for Z 9, D6, D5, D850, D810/D810A, D500

Connects two cameras for simultaneous or synchronized shutter release.



MC-25/25A Adapter Cord (0.2 m)

for Z 9, D6, D5, D850, D810/D810A, D500

Enables use of two-pin remote accessories: MC-4A Remote Cord and MC-12B Remote Cord.



ML-3 Modulite Remote Control Set

for Z 9, D6, D5, D850, D810/D810A, D500

The ML-3 offers remote control of two separate channels via an infrared LED beam to enable automatic camera operation from a distance of up to 8 m. Features include auto-triggering and delayed shutter release, as well as single and continuous shooting.

Remote Cord/Remote Controller



MC-DC2 Remote Cord (1 m)

for Z 7II, Z 7, Z 6II, Z 6, Z 5, Df, D780, D750, D7500, D5600, D5300, COOLPIX P1000

Enables remote firing.



ML-L3 Remote Control

for D750, D7500, D5300, D3400

Enables wireless remote shutter release.



ML-L7 Remote Control

for Z 50, Z fc, COOLPIX A1000/P1000/B600

Enables wireless remote shutter release.

Other Accessories

Filters



Neutral Color NC Filters
These filters serve as lens protectors and do not affect color balance. Multilayer coating diminishes internal reflections and improves color rendition. Available in sizes 52/58/62/67/72/77 mm.



Circular Polarizing Filters II
These filters enable shooting through glass windows and minimize glare from reflective surfaces such as water and glass. They also enhance the appearance of blue skies. Compatible with both color and monochrome photography. Available in sizes 58/62/67/72/77 mm.



Slip-in Circular Polarizing Filters
Designed for use with telephoto lenses that provide a slip-in filter holder, these filters reduce glare from non-metallic surfaces such as glass and water. Simply turn the rotating ring on the holder to find the most effective position. These filters do not affect autofocus or auto exposure operation. Both the C-PL1L and C-PL3L feature a diameter of 52 mm.

HDMI Cable



HC-E1 HDMI Cable
for Z 9, Z 7II, Z 7, Z 6II, Z 6, Z 5, D6, D5, Df, D850, D810/ D810A, D780, D750, D500, D7500, D5600, D5300, D3500, D3400, COOLPIX A1000/P1000/B600

Using the HC-E1, uncompressed movie data can be transferred to an HDMI-connected external recorder. The data can also be recorded simultaneously to an external memory card as a convenient backup.

Negative Digitizer



ES-2 Film Digitizing Adapter
for D850, D780
The ES-2 enables quick, easy conversion of film to digital data. Set the optional Film Digitizing Adapter onto a lens such as the AF-S Micro NIKKOR 60mm f/2.8G ED attached to the camera, insert the film to be digitized in an FH-4 Strip Film Holder or FH-5 Slide Mount Holder, and shoot. The camera's digitizing function automatically reverses the colors and stores them as JPEG images.

Soft Focus Filters

Give your images a moderately soft and beautiful blur effect. Good for various shooting situations, such as portrait. Available in sizes 52/62/67/72/77 mm.

Soft Shutter Release



AR-11 Soft Shutter Release
for Df
By screwing the AR-11 into the release socket on the shutter-release button of the Nikon Df, you can enjoy soft and vibration-free shutter release operation.

Dot Sight



DF-M1 Dot Sight
for Z 9, Z 7II, Z 7, Z 6II, Z 6, Z 5, Z 50, Z fc, D6, D5, Df, D850, D810/D810A, D780, D750, D500, D7500, D5600, D5300, D3500, D3400, COOLPIX P1000
By attaching to an accessory shoe, the DF-M1 Dot Sight helps to keep track of the intended subject within the frame during super-telephoto photography.

Close-up Accessories



PS-6 Slide Copying Adapter
Used with the PB-6 and a NIKKOR lens to make duplicate slides. Cropping of the original slide is possible.



BR-2A* Macro Adapter Ring
Enables reverse-mounting of lenses. The BR-2A also increases the working distance for normal or wide-angle lenses. Compatible with lenses having a 52 mm-sized front attachment.

Camera case compatibility chart

Current as of October 2021

CF-DC1	D3500, D3400
CF-DC2	D5300, D5500, D5600
CF-DC3	D7500
CF-DC4	D750, D810, D850
CF-DC7	D3400, D3500, D5300, D5500, D5600
CF-DC8	D500, D810, D850
CF-DC9*	Z 7II, Z 7, Z 6II, Z 6, Z 5

*Compatible when the Z NIKKOR 24-70mm f/4 S or smaller lens is attached to the camera body. When using some lenses, detach the lens hood.

System Compatibility

			Z 9	Z 7II/Z 6II	Z 7/Z 6	Z 5	Z 50	Z fc	D6	D5	Df	D850	D810/D810A	D780	D750	D500	D7500	D5600	D5300	D3500	D3400	
Flash																						
	Speedlights	SB-5000/SB-700/SB-500/SB-300 SU-800/SB-R200	●	●	●	●	●	●	●	●	●	●	●	●	●	●	●	●	●	●	●	
	Flash Accessories	SC-28/SC-29	●	●	●	●	●	●	●	●	●	●	●	●	●	●	●	●	●	●	●	
Remote Control Accessories																						
		ML-3	●						●	●		●	●			●						
		MC-DC2		●	●	●				●	●	●		●	●		●	●	●			
		MC-21/21A/22/22A/23/23A/25/25A/30/30A/36/36A	●							●	●		●	●		●	●		●			
		ML-L3													●				●		●	
		ML-L7						●	●							●				●		
Power Sources																						
	Batteries	EN-EL14a									●								●	●	●	●
		EN-EL15/15a/15b		●	●	●							●	●	●	●	●	●				
		EN-EL15c				●																
		EN-EL18/18a/18b/18c/18d	●							●	●											
		EN-EL25					●	●														
	Battery Chargers	MH-24										●										
		MH-25/25a		●	●	●							●	●	●	●	●	●	●	●	●	●
		MH-26a								●	●											
		MH-32					●	●														
		MH-33	●							●	●											
	Multi-Power Battery Packs	MB-N10		●	●	●																
		MB-N11																				
		MB-D12												●								
		MB-D16													●							
		MB-D17															●					
	AC Adapters	MB-D18																				
		EH-5b*2/5c*2/5d*2		●	●	●						●	●	●	●	●	●	●	●	●	●	●
		EH-6c*3								●	●											
		EH-6d*4	●							●	●											
		EH-7P			●	●									●							
EH-73P						●	●															
Wireless Transmitters/Wireless Mobile Adapters																						
		WT-7/A/B/C		●	●							●	●	●	●	●						
		WT-6/A/B/C							●	●												
		WU-1a									●											
Wireless Remote Controllers																						
		WR-1	●	●	●	●			●	●	●	●	●	●	●	●	●	●	●			
		WR-R11a/WR-T10	●						●	●		●	●	●	●	●						
		WR-R11b/WR-T10		●	●	●						●		●	●	●	●	●	●			
HDMI Cable																						
		HC-E1	●	●	●	●			●	●	●	●	●	●	●	●	●	●	●	●	●	
Negative Digitizer																						
	Film Digitizing Adapter	ES-2										●		●								
Viewing Attachments																						
	Adapters/ Eyepieces/ Eyecups	DR-5							●	●	●	●	●			●						
		DR-6																				
		DG-2								●*5	●*5	●*5	●*5	●*5	●*6	●*6	●*5	●*6	●*6	●*6	●*6	
		DK-17A/DK-17C/DK-17F/DK-18/DK-19								●	●	●	●	●		●						
		DK-22													●	●		●	●	●	●	
		DK-21M													●	●		●	●	●	●	
		DK-20C													●	●		●	●	●	●	
		DK-20														●						
		DK-21													●	●		●	●	●	●	
		DK-25														●						
		DK-27								●	●							●	●	●	●	
		DK-28																				
		DK-29		●	●	●												●				
		DK-30						●														
		DK-31													●							
		DK-32							●													
		DK-33	●																			
Body Caps																						
		BF-1B								●	●	●	●		●	●	●*5	●	●	●	●	
LCD Monitor Covers													●									
		BM-12																				
Camera Cases																						
		CF-DC9		●	●	●																
		CF-DC8												●		●						
		CF-DC7																●	●	●	●	
		CF-DC4											●	●		●						
		CF-DC3														●						
		CF-DC2																●	●			
CF-DC1																		●	●			

*1 AS-N1000 Multi Accessory Port Adapter is required.

*2 When connecting the EH-5b to the camera, EP-5A Power Connector (for Df, D5600, D5300, D3400) or EP-5B (for Z 7, Z 6, Z 5, D850, D810/D810A, D750, D500, D7500) is required.

*3 When connecting the adapter to the camera, EP-6 Power Connector is required.

*4 When connecting the adapter to the camera, EP-6a Power Connector (Z 9) or EP-6 Power Connector (D6, D5) is required.

*5 DK-18 Eyepiece Adapter is required.

*6 DK-22 Eyepiece Adapter is required.



• Products and brand names are trademarks or registered trademarks of their respective companies.

Specifications and equipment are subject to change without any notice or obligation on the part of the manufacturer. September 2021 ©2021 Nikon Corporation



WARNING

TO ENSURE CORRECT USAGE, READ MANUALS CAREFULLY BEFORE USING YOUR EQUIPMENT.



NIKON CORPORATION Shinagawa Intercity Tower C, 2-15-3, Konan, Minato-ku, Tokyo 108-6290, Japan www.nikon.com

En