

PTC-140(W)

HD PTZ Camera



Features

- 1/2.8 inch CMOS sensor. Resolution is up to 1920x1080 with frame rate up to 60fps.
- Low Noise CMOS effectively ensures high SNR of camera video. Advanced 2D/3D noise reduction technology is also used to further reduce the noise, while ensuring image sharpness.
- Audio Input Interface
- Supports AAC, MP3 and G.711A audio coding with sampling frequencies of 16000, 32000, 44100 and 48000.
- Supports H.264/H.265 video compressions of resolution up to 1920x1080 with frame rate up to 60fps as well as AAC, MP3 and G.711A audio compressions.
- Supports multiple network protocols such as RTSP and RTMP allowing you to easily link to any streaming media servers.

Overview

The PTC-140 series is a cost-effective SDI/HDMI PTZ camera, which features 1/2.8 inch CMOS sensor, 1920x1080px Full HD resolution 20x optical zoom, 10x digital zoom gives you sharp images no matter where you mount the camera. The PTC-140's onboard streaming encoder can encode up to 2 simultaneous streams to any cloud service, including DataVideo's dvCloud. It supports H.264 /H.265 video compression and dual stream output. Advanced 2D/3D noise reduction allows you to create high quality images even in low light conditions.

Recommended Accessories

DataVideo:

- **RMC-180** PTZ Camera Control Unit
- **RMC-300A** Universal Remote Control Panel
- **RMC-190** Camera Controller for PTC-140/140T
- **WM-1** Wall Mount for PTC Video Camera
- **RKM-25** Wall Mount Vibration Dampener
- **AD-POE140** Convert PTC-140 into a POE Camera
- **AD-POE140K** HD/SD PTZ Video Camera with HDBaseT Technology

PTC-140(W)

HD PTZ Camera

Front Panel

1. LENS - Built-in 1/2.8" 2.07M Pixel CMOS HD color camera with white balance control, backlight compensation, automatic gain and etc.
2. SENSOR FOR REMOTE CONTROL - Remote control IR receiver
3. TALLY LENS - Tally lamp will be turned ON upon receiving the ON signal.



Rear Panel

1. RS-232 Interface (RJ-45) - The RS-232 interface connects PTC-140 to a remote controller or PC for control purpose. Use an Ethernet cable to connect external RS-232 controllers.
2. RS-422/RS-485 INTERFACE (RJ-45) - The RS-485 interface serves to connect external RS-422/RS-485 devices. Use an Ethernet cable to connect external RS-422/RS-485 controllers.
3. Audio IN- The 3.5mm audio input receives external audio.
4. 3G-SDI OUT - The 3G-SDI OUT allows you to connect an external monitor via an SDI cable.
5. HDMI OUT - The HDMI OUT allows you to connect an external HDMI monitor via an HDMI cable.
6. LAN Port - This port allows you to establish network connection with the camera. Connect an Ethernet cable from this port to the LAN port of a PC in order to monitor the camera video from the web user interface. The LAN port also allows you to stream the camera video using various streaming protocols.
7. Power Input -

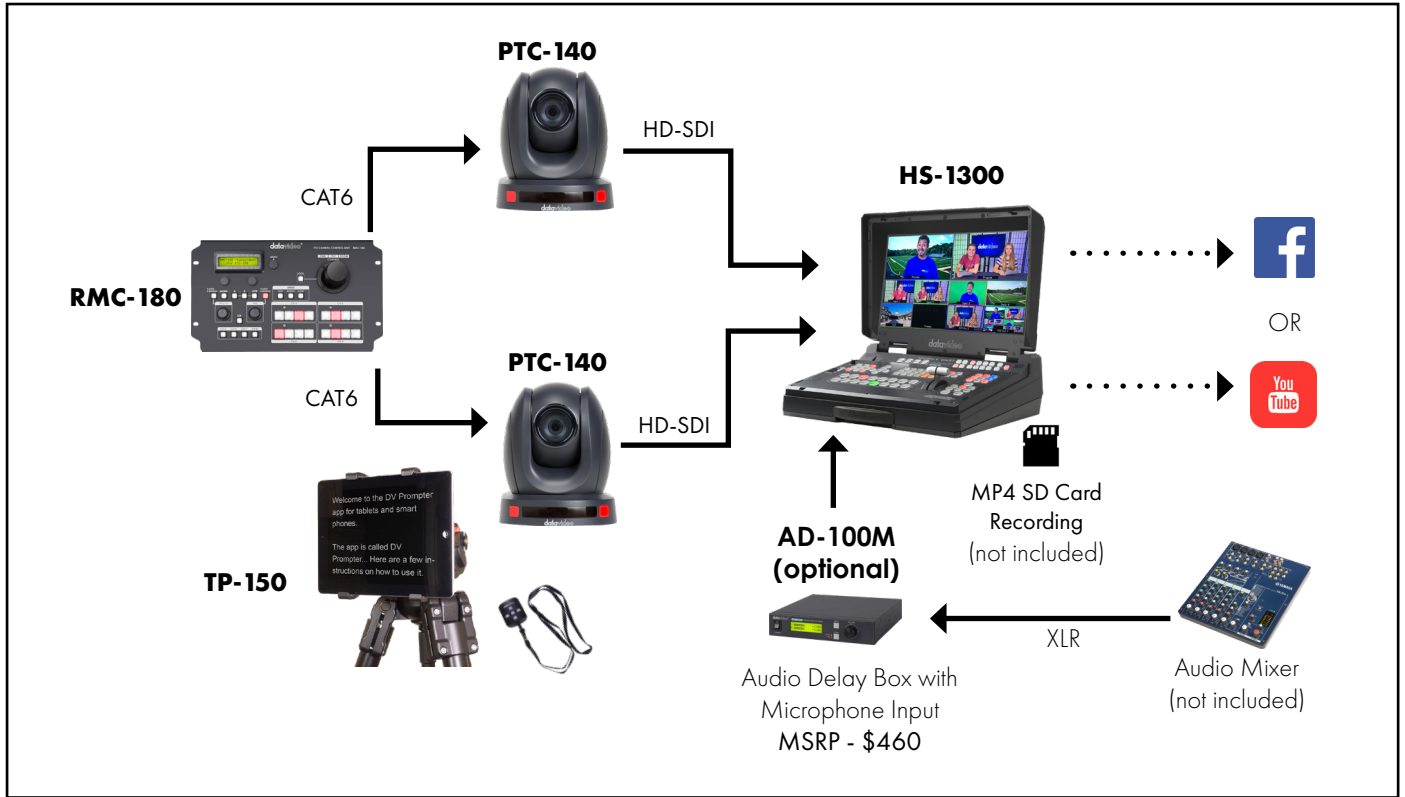


Compatibility

PTC-140(W)

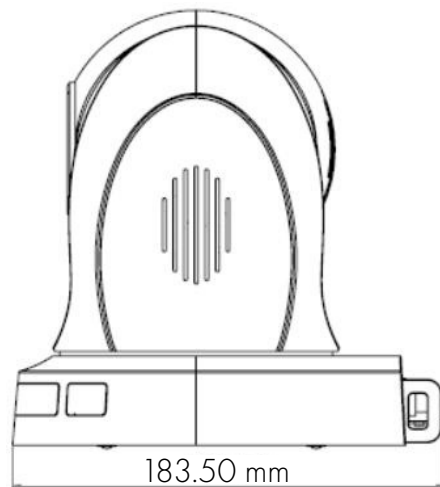
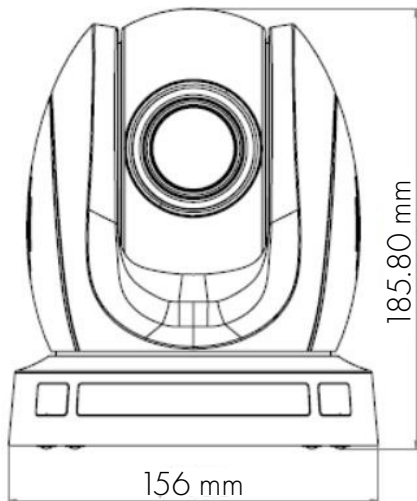
HD PTZ Camera

Workflow



Dimensions

All measurements in millimeters (mm)



Specifications

Model Name	PTC-140 HD PTZ Camera
Product Name	HD PTZ Camera
Video format	1080p 60/59.94/50/30/29.97/25 1080i 60/59.94/50 720p 60/59.94/50
Image Sensor	1/2.8 inch high quality HD CMOS sensor
Effective Pixels (approx.)	2.07 Mega pixels
S/N Ratio	>55dB
Min. Illumination	0.5Lux (F1.8, AGC ON)
Electronic Shutter	Auto / Manual
Zoom Ratio	20x Optical Zoom, 10x Digital Zoom
Gamma Control	Off / Normal
Iris Control	Auto / Manual
Digital Noise Reductions	Yes
On-Screen Display (OSD)	English, Simplified Chinese
White Balance	Auto, Manual, One Push, 3000K, 4000K, 5000K, 6500K
AGC / Gain Control	Auto / Manual
Mirror / Flip Image	Yes
Focus Mode	Auto / Manual
Panning / Tilting Range	Pan: 340°, Tilt: +90° to -30°
Panning / Tilting Speed	Pan: 0.1~60°/sec Tilt: 0.1~30°/sec
Preset	255 Position
Focal Length	f=5.2 (wide) to 98 (tele) mm F1.6 to F3.5
Field of View (Horizontal, Wide)	Approx. 54.7° (WIDE END) / 3.3° (TELE END)
Image Compensation	Backlight Compensation
Video Output	HDMI x 1 SDI x 1
Audio Input	3.5mm Line in
Tally LED	Dual color (Red, Green)
Filter	M52.0 x 0.75 Thread with UV Protection
Protocol	VISCA/Pelco-D/Pelco-P; Baud Rate: 115200/38400/9600/4800/2400bps DVIP
Remote Control Interface and Transmit Distance	RJ-45: for IP control (DVIP) RS-232: Mini DIN 8-pin (IN) Mini DIN 8-pin (OUT) RS-485
Video Compression Format	H.264, H.265, Dual stream output

PTC-140(W)

HD PTZ Camera

What's in the Box

- 1 x PTC-140 Unit
- 1 x IR remote controller
- 1 x PTC-140 Thank You Card
- 1 x Ceiling mount bracket -A
- 1 x Ceiling mount bracket -B
- 6 x Ceiling mount bracket screw M3*4mm
- 1 x DC 12V Power Adaptor
- 1 x Power Cord
- 1 x A tightrope

Applications

- Live Event Meeting
- Tradeshow
- Townhall
- Government Event
- Worship
- Musical Performances
- Lecture

Available Documents to Download

1. Datasheet
2. Instruction Manual
3. Cutsheet
4. Firmware Update



For more info, visit datavideo.com/product/PTC-140



@DatavideoUSA
@DatavideoEMEA
@DatavideoTaiwan

@DatavideoAsia
@DatavideoIndia2016
@Datavideojapan



@Datavideo
@Datavideo_EMEA
@Datavideo_Taiwan



@DatavideoUSA
@DVTWDVCN



@DatavideoUSA
@DatavideoEurope

Disclaimers of Product and Services

This sheet is intended as a guide only. We reserve the right to change specifications and availability without prior notice. While we strive for complete accuracy, be aware that it may contain errors and omissions. Prior to purchase, please check with your local Datavideo office or authorised distributor.